

Repair Instructions

Center deflector support Removal and Installation

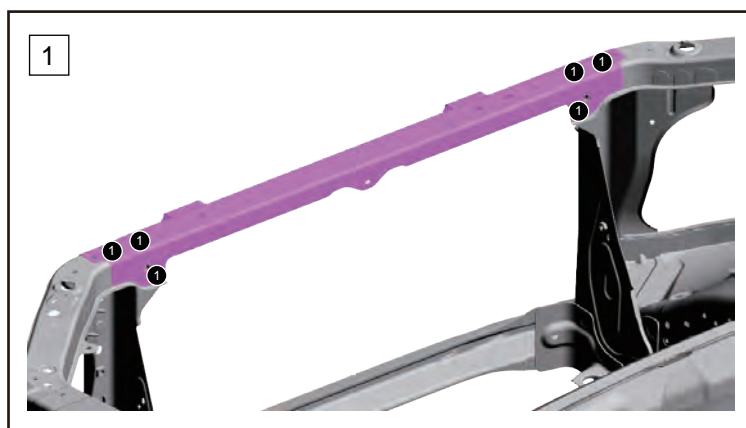



Note :

- The figure shows condition where the front fender is removed.

Removal

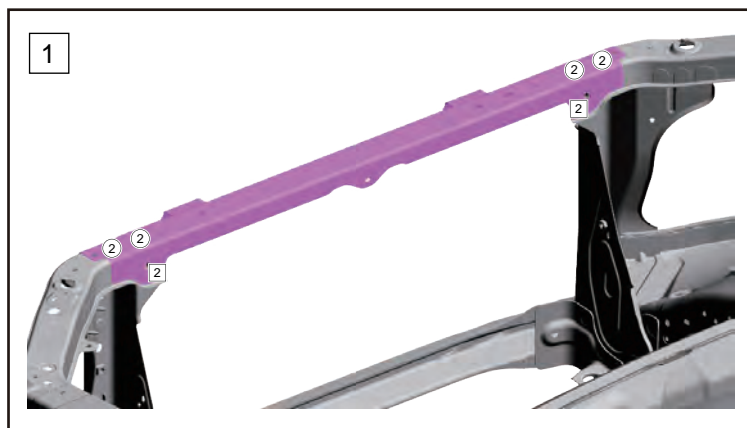

1. Remove the 2 bolts.
2. Drill out welding spots and remove the center deflector support.



1. Bolt

Installation :

1. Install the center deflector support.
2. Tighten the 2 bolts to specified torque.
Tightening torque: 22.8N·m {2.3 kgf-m}
3. Conduct resistance spot weld and plug weld.



1. Bolt