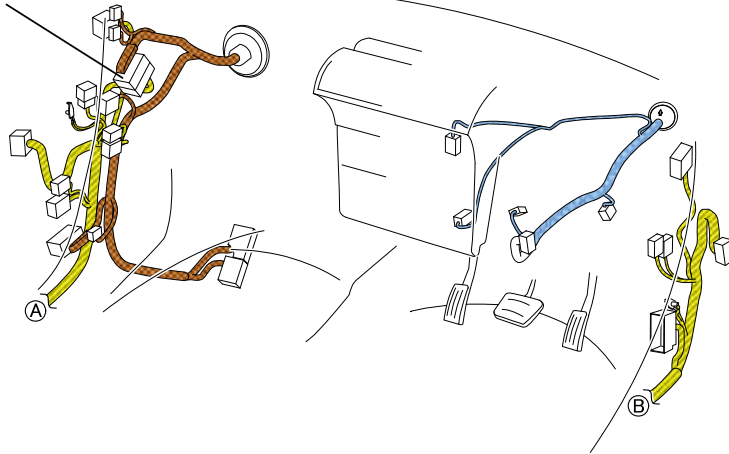


0913-301 DRIVER-SIDE POWER SEAT SWITCH																						
<table><tr><td>16</td><td>15</td><td>14</td><td></td><td></td><td>11</td><td>10</td><td>9</td></tr><tr><td>8</td><td>7</td><td></td><td></td><td></td><td></td><td>2</td><td>1</td></tr></table> <p>WIRE COLORS ARE INDICATED BY NUMBERS.</p>		16	15	14			11	10	9	8	7					2	1					
16	15	14			11	10	9															
8	7					2	1															









[BLUE]  
(F)-(R)  
C-03

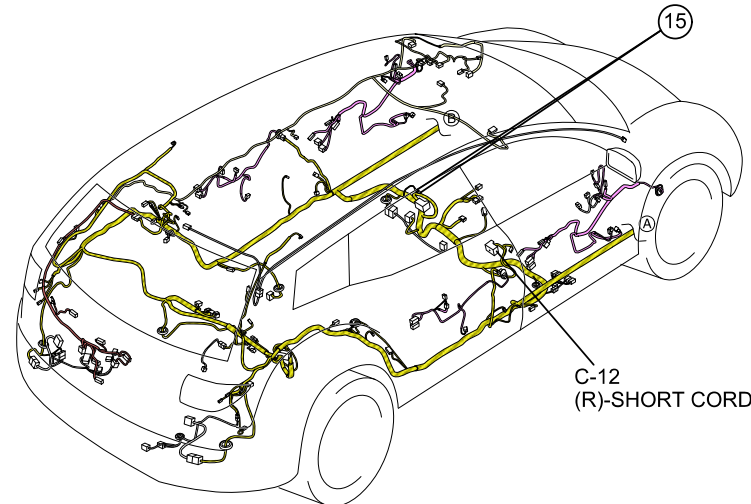


(REFER TO 00F SECTION)  
MAIN FUSE BLOCK  
F-01

0913-301  
DRIVER-SIDE POWER SEAT SWITCH

C-12  
(R)-SHORT CORD

-  : FRONT HARNESS
-  : DASH HARNESS
-  : REAR HARNESS
-  : REAR NO.2 HARNESS
-  : EMISSION HARNESS
-  : DOOR HARNESS
-  : INTERIOR LIGHT HARNESS/  
INTERIOR LIGHT NO.2 HARNESS
-  : INJECTION HARNESS



C-12  
(R)-SHORT CORD